


Makkah
For Air Outlets



FRESH AIR LOUVER FAL


Product Description

Makkah fresh air louver used for exhaust & fresh air is composed of a set of horizontal mounted fixed blades and inclined down 45° and spaced 13/8 (35mm) for small blade type & 2inch (50mm) for big blade type, which allows air to pass through it while keeping out unwanted elements such as water, dirt etc.

) and are poly-

Frame and blades are manufactured from extruded aluminum alloy (6063T6 ester powder coated RAL (9016 or 9010, other colors available on request).

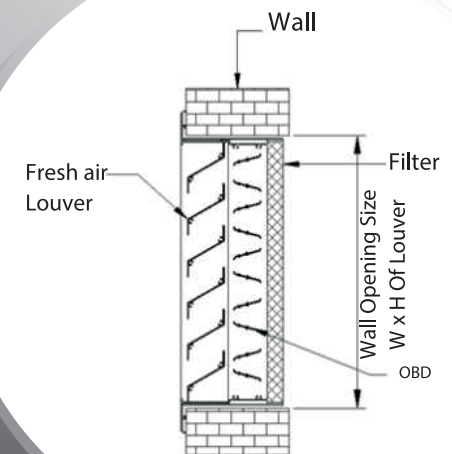
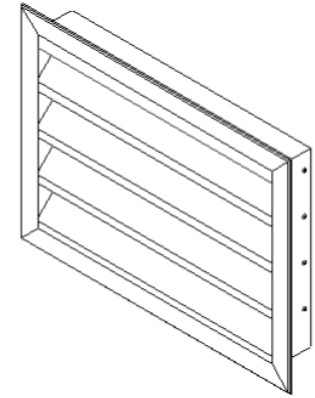
The FAL is designed for both intake and exhaust opening.



Construction

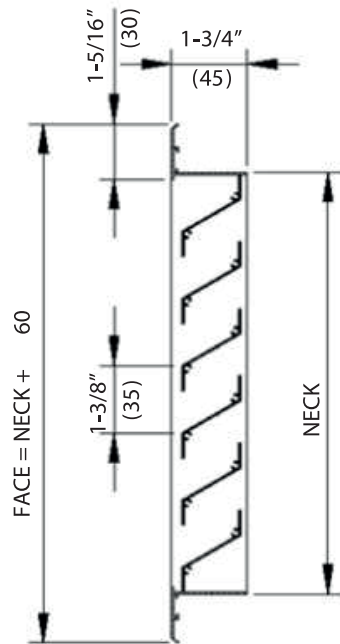
Options

- Bird or insect screen (Aluminum or Galvanized steel)
- Opposed blade damper.
- Removable and washable air filters, 1 or 2 inches thick.

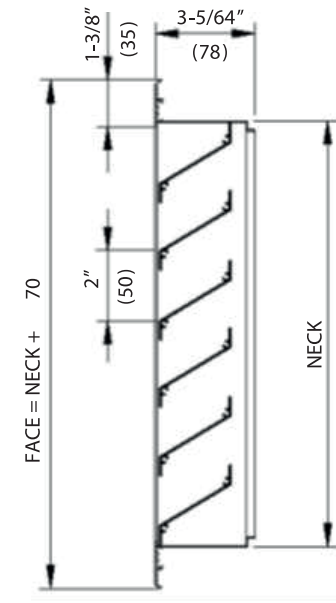


Dimensions

Fresh Air Louver Small Blade FAL - 35



Fresh Air Louver Big Blade FAL - 50



Free Area of Listed Sizes (FAL -50)

Free Area & Listed Sizes(ft²):

Height (inch)	Width (inch)												
	12	16	20	24	28	32	36	40	44	48	52	56	60
12	0.28	0.38	0.47	0.57	0.66	0.76	0.85	0.95	1.04	1.14	1.23	1.33	1.42
16	0.40	0.53	0.66	0.80	0.93	1.06	1.19	1.33	1.46	1.59	1.72	1.86	1.99
20	0.51	0.68	0.85	1.02	1.19	1.36	1.53	1.71	1.88	2.05	2.22	2.39	2.56
24	0.63	0.83	1.04	1.25	1.46	1.67	1.88	2.08	2.29	2.50	2.71	2.92	3.13
28	0.74	0.99	1.23	1.48	1.72	1.97	2.22	2.46	2.71	2.96	3.20	3.45	3.69
32	0.85	1.14	1.42	1.71	1.99	2.27	2.56	2.84	3.13	3.41	3.69	3.98	4.26
36	0.97	1.29	1.61	1.93	2.25	2.58	2.90	3.22	3.54	3.86	4.19	4.51	4.83
40	1.08	1.44	1.80	2.16	2.52	2.88	3.24	3.60	3.96	4.32	4.68	5.04	5.40
44	1.19	1.59	1.99	2.39	2.78	3.18	3.58	3.98	4.38	4.77	5.17	5.57	5.97
48	1.31	1.74	2.18	2.61	3.05	3.49	3.92	4.36	4.79	5.23	5.66	6.10	6.54
52	1.42	1.89	2.37	2.84	3.32	3.79	4.26	4.74	5.21	5.68	6.16	6.63	7.10
56	1.53	2.05	2.56	3.07	3.58	4.09	4.60	5.12	5.63	6.14	6.65	7.16	7.67
60	1.65	2.20	2.75	3.30	3.85	4.40	4.94	5.49	6.04	6.59	7.14	7.69	8.24

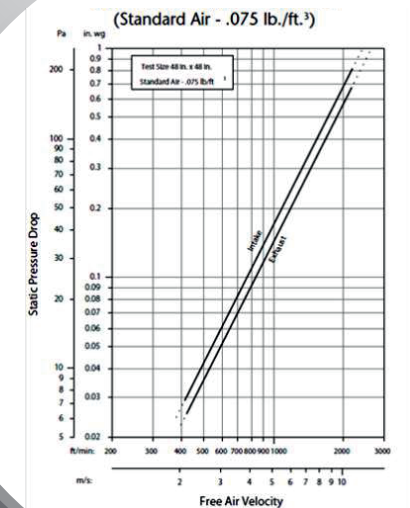
Pressure Drop

The approximate free area factor for sizes not shown will be calculated as following:

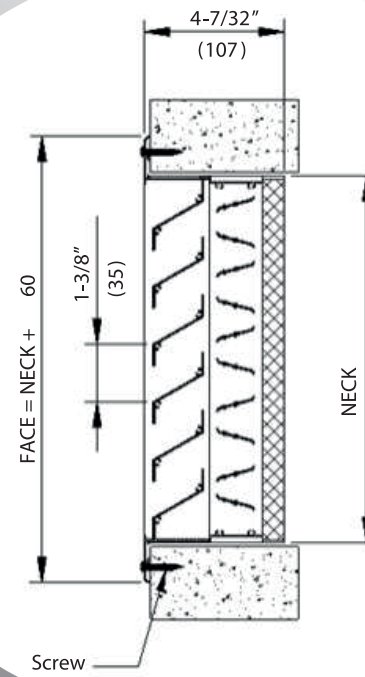
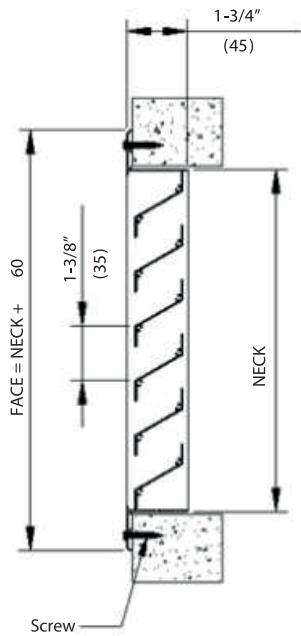
$$\text{Free area} = (0.5H - 0.26) \times (W - 0.1)$$

$$\text{CFM} = \text{Free area} \times \text{Face velocity}$$

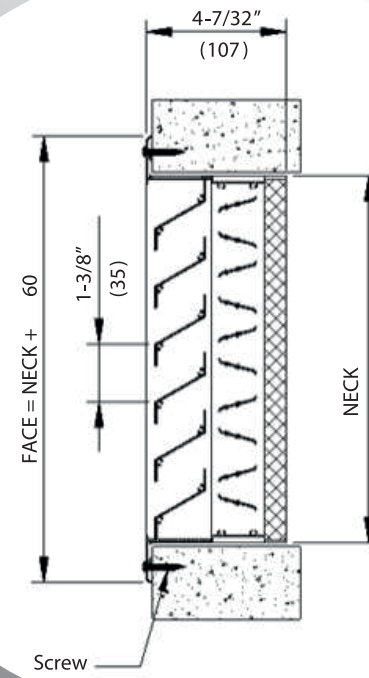
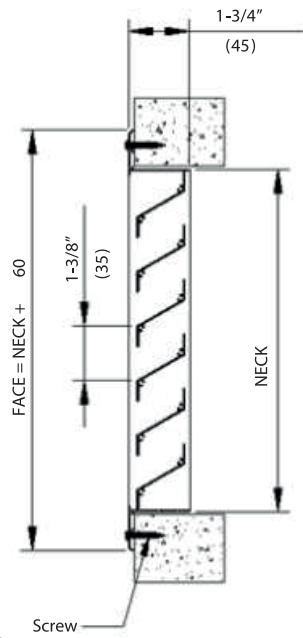
** H and W in feet



Installation



Installation



Fresh Air Louver Unit

FALU

1. Fresh Air Louver.
2. Bird or Insect Screen (Aluminum or Galvanized).
3. Aluminum Filter (Washable) 1or 2 Inches.
4. Volume Control Damper.
5. GI. Duct (20 gauge).
6. Slide on flange (MS Steel Angle) 35 x 30mm.

Note: Customer should confirm the position of the damper quadrant or actuator and access door for filter at either left or right side from louver face.

